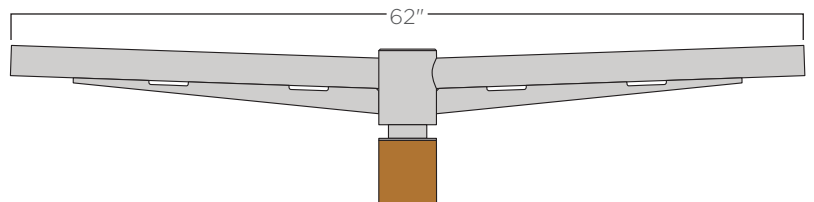
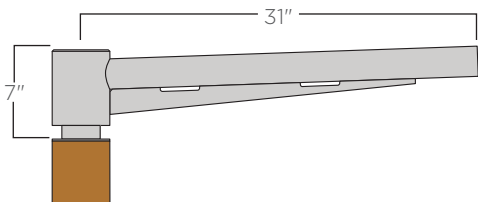



Api Aluminum Fixture Mounting Arm

FIXTURE TYPE: _____

PROJECT NAME: _____



Aluminum fixture arm for slip fit mounting of luminaires.

FEATURES:

- Accepts most slip fit mount luminaires
- 2° mast arm incline
- Available in different mast arm size for slip fit fixtures
- Available with single or double arm options

SPECIFICATIONS:

CONSTRUCTION: 6063-T6 aluminum alloy tube welded to 6061-T6 aluminum bracing plates.

FINISHES AND MATERIALS: Metal parts are polyester powder coat painted.

HARDWARE: All fasteners are stainless steel.

ELECTRICAL: Electrical chase through mast arm traveling down connecting tennon through electrical chase inside pole.

FIXTURE MOUNTING: Slip fit fixtures mount onto end of mast arm.

ORDERING GUIDE: EXAMPLE: API-SNGL

API	
1	2

1	Series	2	Arm
API	Api	SNGL DBL	Single Double