

Lineal LED Luminaire

FIXTURE TYPE: _____

PROJECT NAME: _____



Lineal mounted on Structura Tilt pole.

SPECIFICATIONS:

CONSTRUCTION: Seamless aluminum housing comprised of 6005A-T61 extrusion and 6061-T6 end plates. Gasketed aluminum electrical access cover attached with captive stainless steel hardware and safety cable.

ELECTRICAL: Integral Class P, universal voltage, dimmable constant current driver. 347 and 480V input available with step down transformer in pole. Luminaire is pre-wired with watertight 5 conductor 18 gauge SJEOOW whip. 10kA surge suppression is standard with optional external 20kA surge suppression.

OPTICAL SYSTEM: LED boards have solderless connections for field upgradability. Available in CCT of 3000K and 4000K, >80 CRI. Optics are UV resistant molded PMMA in type II and III distributions. Consult factory for additional lumen output, CCT, and optical distribution options.

CONTROLS: Dimming through 0-10V input is standard. Available with integral motion sensor with photocell providing on/off and full light to dim control. Also available with wireless smart city control. See [SmartCity](#) control documentation for more information.

FINISHES: All aluminum parts are polyester powder coat painted to meet AAMA 2604 standards. See Structura's finish options for available colors.

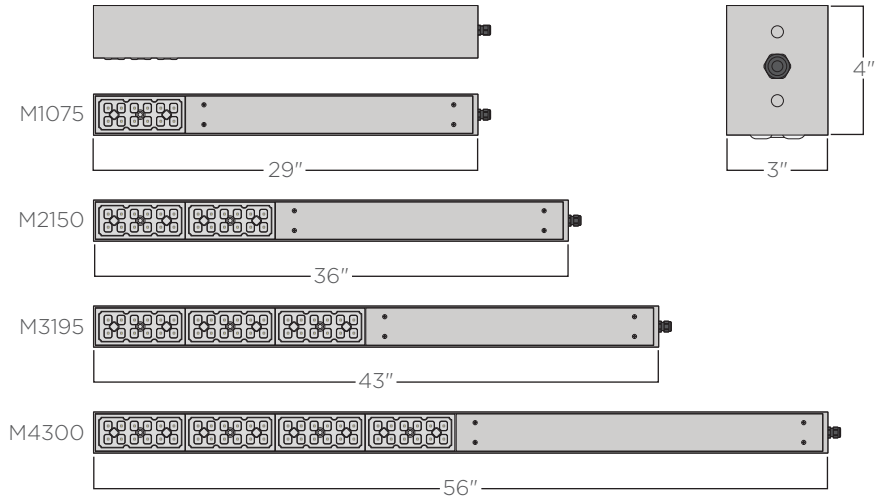
LISTINGS & RATINGS: UL 1598 CSA listed, IP65 rating, luminaire tested to IESNA LM-79 and LM-80 standards. Reported L70 > 50,000 hours. Calculated L70 > 100,000 hours. Bug rating: B1-U0-G1.

WARRANTY: 5-year warranty on LED and drivers.



Lineal mounted on Structura Tilt pole.





mA	3000K				4000K				EPA	Weight
	Lumen	Wattage	CRI	Efficacy	Lumen	Wattage	CRI	Efficacy		
750	3896	37.4	>80	104.1	4220	37.4	>80	112.8	0.81ft ²	12.3lbs.
1500	7792	74.8	>80	104.1	8439	74.8	>80	112.8	1.00ft ²	14.2lbs.
1950	10130	97.3	>80	104.1	10971	97.3	>80	112.8	1.19ft ²	16.2lbs.
3000	15584	149.7	>80	104.1	16877	149.7	>80	112.8	1.55ft ²	20.7lbs.

ORDERING GUIDE: EXAMPLE: LIN-M2150-UNV-L30-3-C4-SP-WC-MS/L3-STD

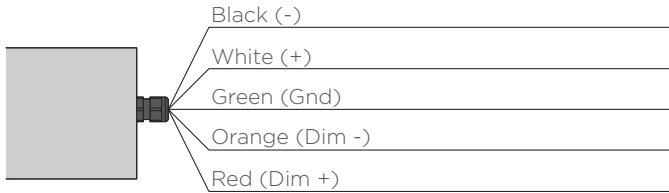


1	Series	4	Color Temperature⁽³⁾	7	Mounting
LIN	Lineal	L30	3000K	SP	Structura Pole ⁽⁵⁾
2	Output⁽¹⁾	L40	4000K	ST	Square Steel Pole by Structura ⁽⁶⁾
M1075	750mA	5	Distribution⁽⁴⁾	NA	Pole by Others
M2150	1500mA	2	Type II	8	Options
M3195	1950mA	3	Type III	WC	Wireless Control ⁽⁷⁾
M4300	3000mA	4	Type IV	MS/L*	Motion Sensor/PhotoCell ⁽⁸⁾
3	Voltage	6	Metal Finish	SS	20kA Surge Suppressor ⁽⁹⁾
UNV	120-277V	C*	See color options on finishes technical sheet	9	Special
347	347V ⁽²⁾	CSM	Custom Color	STD	Standard
480	480V ⁽²⁾			MOD	Modified


- Contact factory for alternative output options.
- Step down transformer required and only available with Structura supplied pole.
- Contact factory for other color temperature options.
- Contact factory for other distribution options.
- Structura pole specification sheet must be completed showing mounting locations and quantities as a separate item.
- Specify steel pole on page 158 as separate item.
- Synapse Wireless site gateway controller must be ordered separately. Please contact factory for design assistance.
- Specify coverage pattern (see page 157 for detail).
- 20kA surge suppressor is only available when pole is supplied by Structura. 10kA surge suppressor supplied as standard in the fixture.

Lineal LED Luminaire


Lineal with standard wiring⁽¹⁾



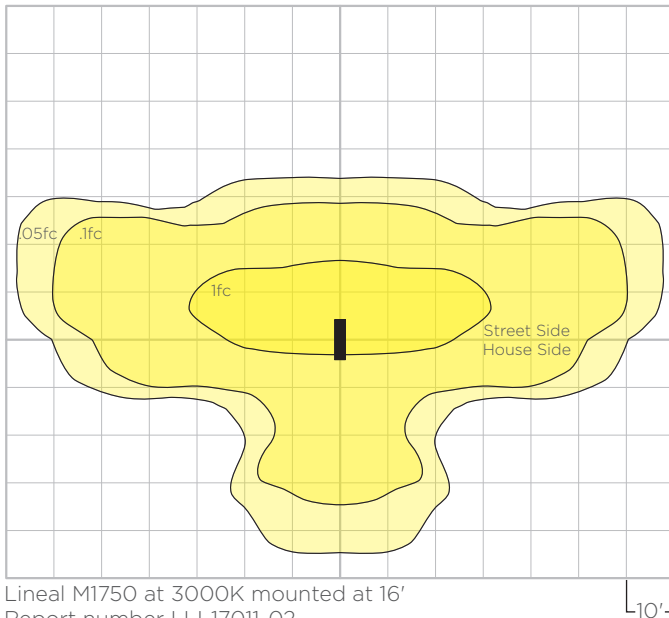
Lineal with step down transformer⁽¹⁾



Lineal with 20kA surge supressor⁽¹⁾



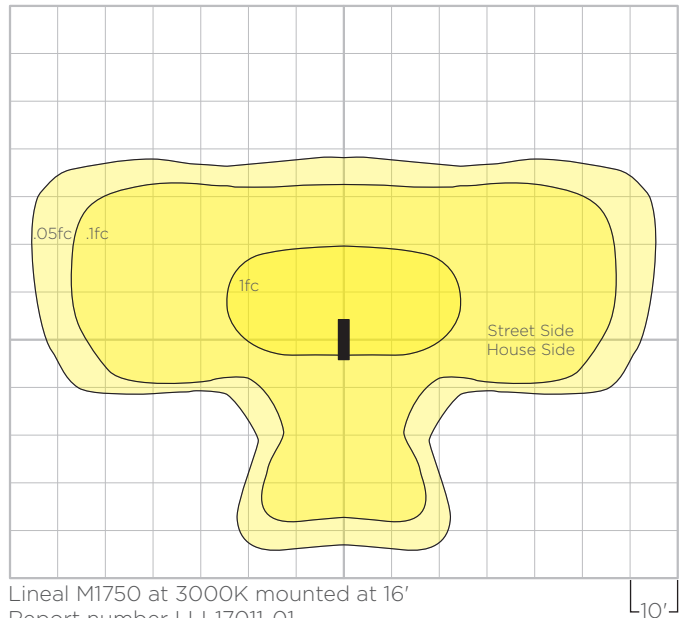
Type II Distribution



Lineal M1750 at 3000K mounted at 16'
Report number LLI-17011-02

[IES file download](#)

Type III Distribution

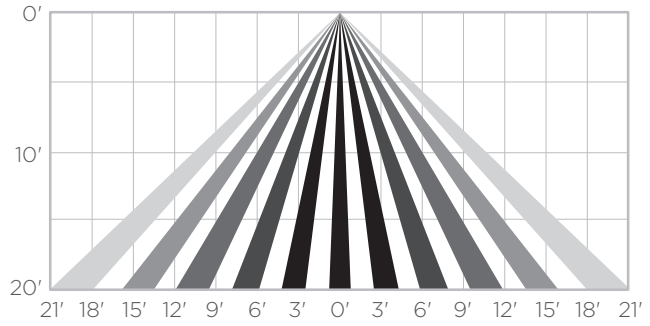
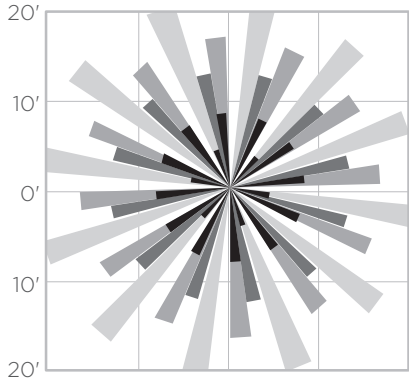


Lineal M1750 at 3000K mounted at 16'
Report number LLI-17011-01

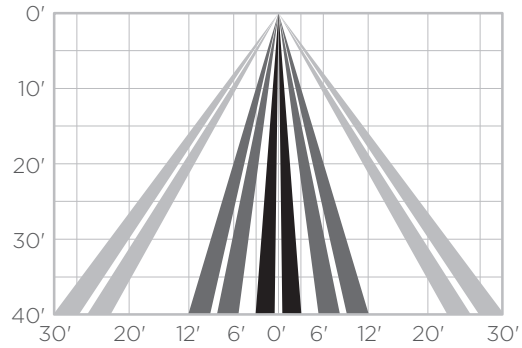
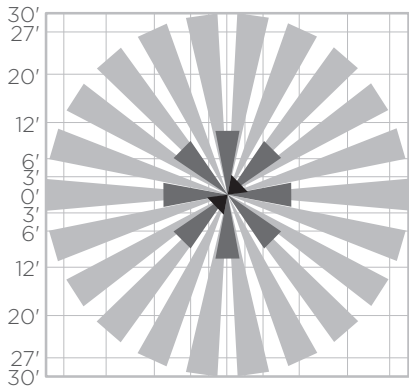
1. All fixtures are provided with 5 conductor 18ga. SJEOOW whip based upon pole height. Cap dimming if it is not required.
2. 20kA surge suppressors and step down transformers are mounted in pole base when pole is supplied by Structura.

Linear Motion Sensor Coverage

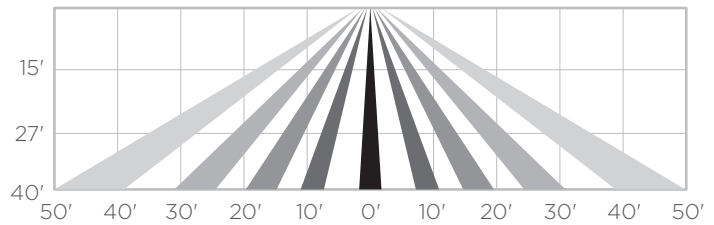
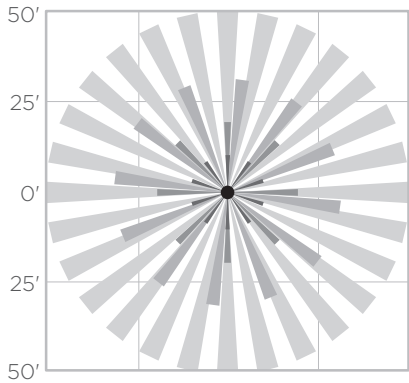
Motion Sensor Type L3 (ordering code MS/L3)



Motion Sensor Type L4 (ordering code MS/L4)



Motion Sensor Type L7 (ordering code MS/L7)



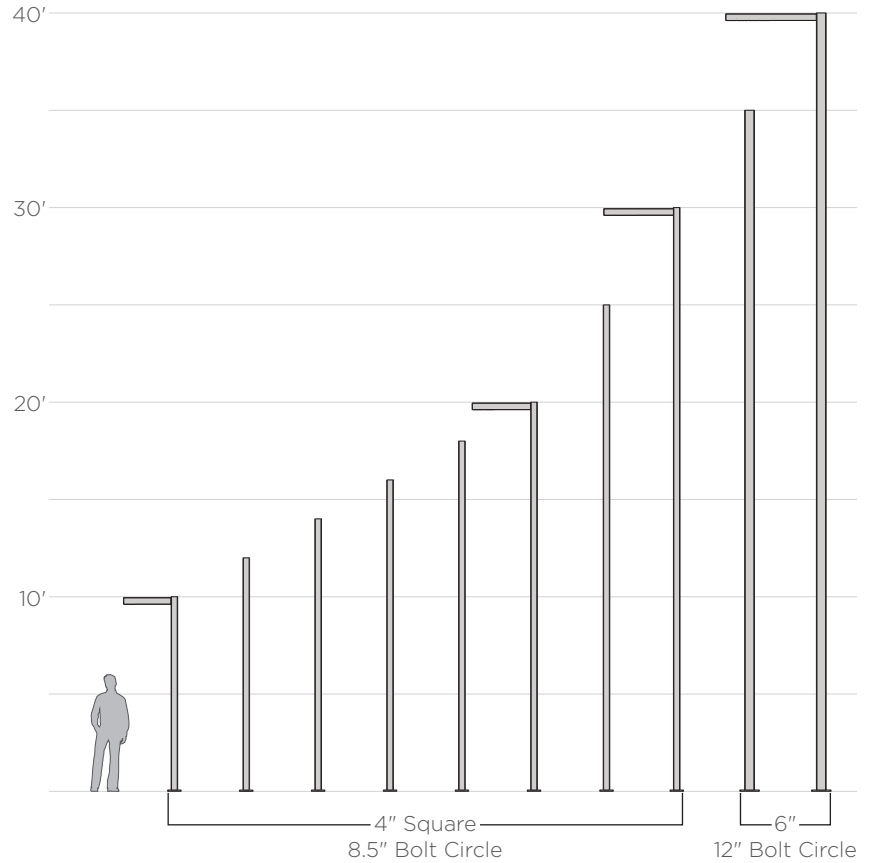
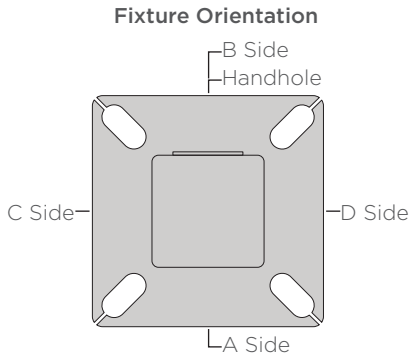
ST Straight Square Steel Pole

FIXTURE TYPE: _____

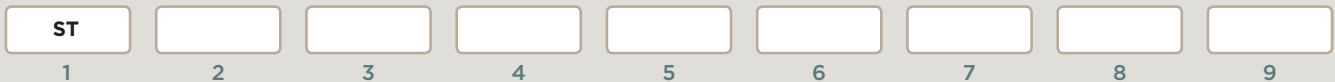
PROJECT NAME: _____

FEATURES:

- Heights available from 10 to 40'
- Galvanized then polyester powder coat painted (AAMA 2604 standard)
- Supplied with a two piece casted aluminum base cover
- Multiple mounting options



ORDERING GUIDE: EXAMPLE: ST-20-C7-A20-B12-STD



1	Series
ST	Square Steel Pole
2	Pole Height
10 40 **	10' 40' Specify
3	Pole Finish
**** CSM	See color options on finishes technical sheet Custom Color

4	A Side Fixture Mounting Height
Blank A10 A12 A**	No fixture on this side 10' A Side 12' A Side Specify
5	B Side Fixture Mounting Height
Blank B**	No fixture on this side Specify
6	C Side Fixture Mounting Height
Blank C**	No fixture on this side Specify

7	D Side Fixture Mounting Height
Blank D**	No fixture on this side Specify
8	Options
BNR GFCI	Banner ⁽¹⁾ GFCI Box
9	Special
STD MOD	Standard Modified

1. Consult factory for allowable EPA for banners.