

# Aura Illuminated Wooden Linear Pendant

FIXTURE TYPE: \_\_\_\_\_

PROJECT NAME: \_\_\_\_\_



Solid wood exterior/interior LED linear pendant.

## FEATURES:

- Available in 2' to 12' lengths
- Smooth, dot free illumination
- Dimmable IP65 power supply and IP67 luminaire
- Catenary cable and ceiling mounting options

## SPECIFICATIONS:

**HOUSING:** Solid Accoya wood linear assembled through glulam construction and precision machined using CNC technology. Adhesive complies with ASTM D-2559 glulam construction specifications for extreme exposed weather conditions, waterproof, and rated for wet or dry use exposure.

**ELECTRICAL:** Powered by a 100-305V primary/24V DC secondary remote dimmable power supply. Driver features built-in short circuit, over temperature, over voltage, and over current. System is 0-10V dimming down to 8%. Catenary mounted fixtures supplied with 1' infeed cable. A 40' leader cable supplied with infeed only fixtures. Ceiling canopy mounted fixtures supplied with 6' infeed cable. Constructed with a US and Canada UL listed luminaire.

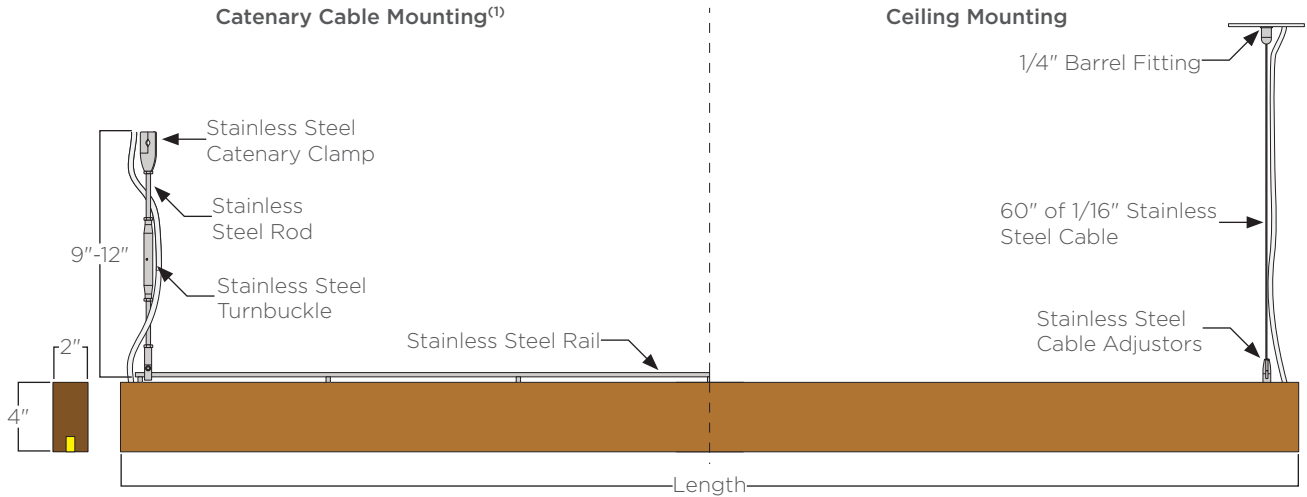
**OPTICAL SYSTEM:** Available in 2700K, 3000K, 3500K, 4000K color temperatures with smooth, dot free illumination. Consult factory for other lumen outputs. Operating temperature of -40°F to 131°F.

**FINISHES AND MATERIALS:** Wood is finished with a low VOC waterborne matte exterior finish containing UV and mildew inhibitors.

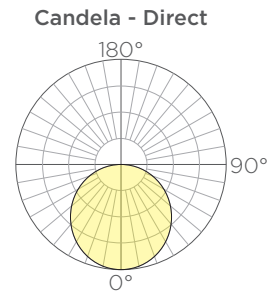
**HARDWARE:** All fasteners and non-wood components are stainless steel.

**WARRANTY:** 25-year wood warranty with a 5-year finish warranty. 3-year warranty on LED and driver.


# Aura Linear - Direct Lighting



Length	Watts	Lumens	Weight <sup>(2)</sup>	EPA <sup>(2)</sup>
2'	7	339	6lbs.	.90ft <sup>2</sup>
4'	13	679	11lbs.	1.70ft <sup>2</sup>
6'	20	1018	15lbs.	2.50ft <sup>2</sup>
8'	26	1358	20lbs.	3.30ft <sup>2</sup>
10'	33	1697	25lbs.	4.10ft <sup>2</sup>
12'	40	2067	29lbs.	4.90ft <sup>2</sup>



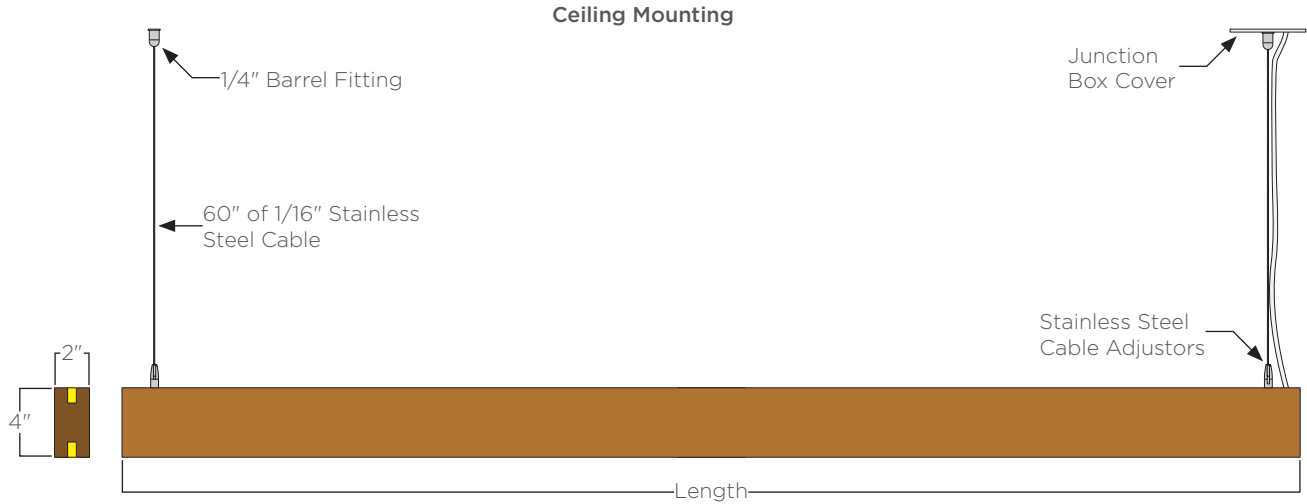
**ORDERING GUIDE:** EXAMPLE: AURA-LNR-D-6-L3050-S3-CA-EF2-STD



<b>1</b>	<b>Series</b>	<b>4</b>	<b>Length</b>	<b>6</b>	<b>Output</b>	<b>9</b>	<b>Outfeed<sup>(3)</sup></b>
AURA	Aura	2	2'	SO	Standard Output	BLANK	No Outfeed
<b>2</b>	<b>Series</b>	4	4'	<b>7</b>	<b>Wood Finish</b>	OF	1' Outfeed
LNR	Linear	6	6'	S*	See color options on finishes technical sheet	OF2	Outfeed + 2' Jumper
<b>3</b>	<b>Lighting</b>	8	8'	<b>8</b>	<b>Mounting</b>	OF4	Outfeed + 4' Jumper
D	Direct	10	10'	CA	Catenary Cable	OF*	Outfeed + X' Jumper
		12	12'	CE	Ceiling Canopy		
		<b>5</b>	<b>CCT</b>			<b>10</b>	<b>Special</b>
		L27	2700K			STD	Standard
		L30	3000K			MOD	Modified
		L35	3500K				
		L40	4000K				

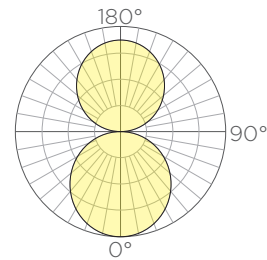
1. Catenary cable designed and provided by others.  
 2. Weight and EPA based off of catenary mounting option.  
 3. 32' (106W) maximum total run per power supply

# Aura Linear - Direct/Indirect Lighting



Length	Watts	Lumens	Weight	EPA
2'	13	648	5lbs.	.84ft <sup>2</sup>
4'	26	1327	10lbs.	1.64ft <sup>2</sup>
6'	38	2006	14lbs.	2.44ft <sup>2</sup>
8'	51	2684	19lbs.	3.24ft <sup>2</sup>
10'	64	3363	24lbs.	4.04ft <sup>2</sup>
12'	78	4104	28lbs.	4.84ft <sup>2</sup>

**Candela - Direct/Indirect**



**ORDERING GUIDE:** EXAMPLE: AURA-LNR-D/I-8-L3550-56-CE-STD



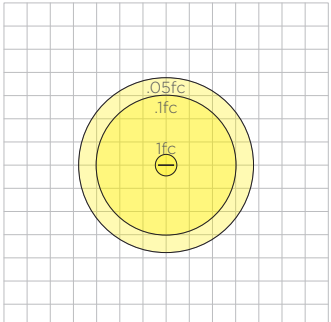
<b>AURA</b>	<b>LNR</b>	<b>D/I</b>				<b>CE</b>	
1	2	3	4	5	6	7	8
							10

<b>1</b>	<b>Series</b>	<b>4</b>	<b>Length</b>	<b>6</b>	<b>Output</b>	<b>8</b>	<b>Mounting</b>
<b>AURA</b>	Aura	<b>2</b>	2'	<b>SO</b>	Standard Output	<b>CE</b>	Ceiling Canopy
<b>2</b>	<b>Series</b>	<b>4</b>	4'	<b>7</b>	<b>Wood Finish</b>	<b>10</b>	<b>Special</b>
<b>LNR</b>	Linear	<b>6</b>	6'	<b>S*</b>	See color options on finishes technical sheet	<b>STD</b>	Standard
<b>3</b>	<b>Lighting</b>	<b>8</b>	8'			<b>MOD</b>	Modified
<b>D/I</b>	Direct/Indirect	<b>10</b>	10'				
		<b>12</b>	12'				
		<b>5</b>	<b>CCT</b>				
		<b>L27</b>	2700K				
		<b>L30</b>	3000K				
		<b>L35</b>	3500K				
		<b>L40</b>	4000K				

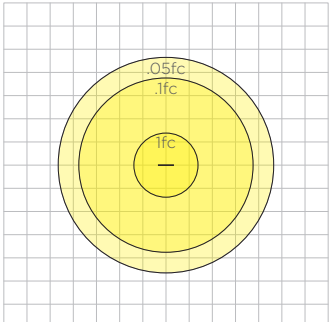
1. Secondary end feed option for daisy chain applications. See page 171 for specification.

# Aura Linear - Direct Lighting

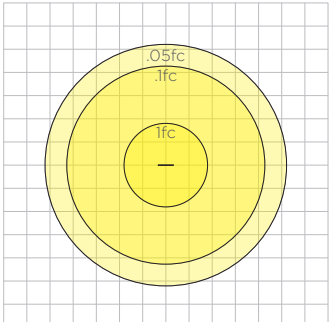
## Standard Output Isofootcandle Curve



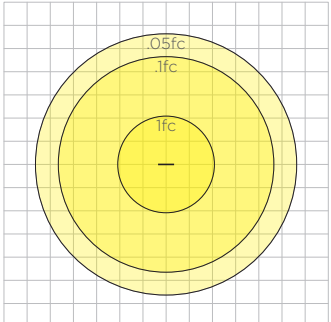
AURA-LNR-D-2-L35SO  
Mounted at 10'



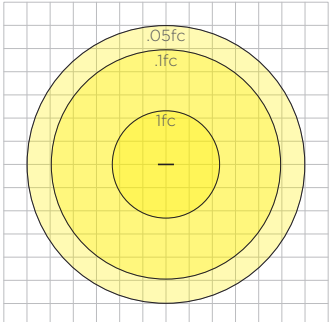
AURA-LNR-D-4-L35SO  
Mounted at 10'



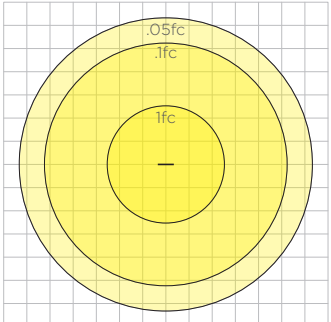
AURA-LNR-D-6-L35SO  
Mounted at 10'



AURA-LNR-D-8-L35SO  
Mounted at 10'



AURA-LNR-D-10-L35SO  
Mounted at 10'



AURA-LNR-D-12-L35SO  
Mounted at 10'

## Outfeed Option

