

Catelam Mast Arm and Pendant Lighting Bracket

FIXTURE TYPE: _____

PROJECT NAME: _____



Aluminum fixture mounting brackets to attach mast arm and pendant fixtures to our wood poles.

FEATURES:

- Easy mast arm or pendant fixture attachment
- 2° bracket incline

SPECIFICATIONS:

CONSTRUCTION: Tapered 6063-T6 aluminum alloy tube with 6061-T6 extension plates. Steel outreach arm and bracing rod.

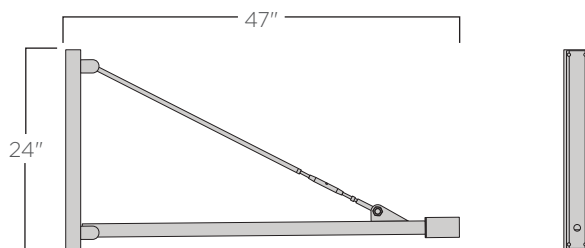
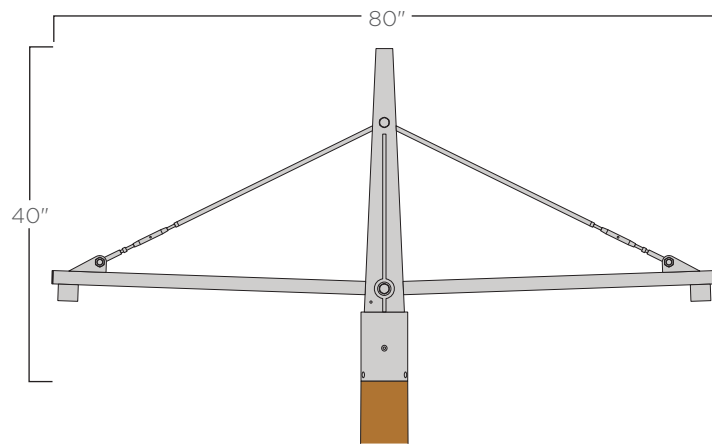
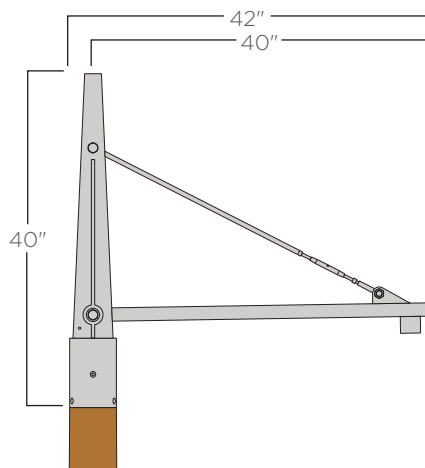
FINISHES AND MATERIALS: Parts are polyester powder coat painted.

HARDWARE: All arm fasteners are stainless steel.

ELECTRICAL: Wire raceway through arm into top of pole.

FIXTURE MOUNTING: Mounting attachment made as per lighting manufacture specified attachment mast arm size or pendant.





ORDERING GUIDE: EXAMPLE: CAT-1-MA

CAT		
1	2	3

1	Series	2	Type	3	Mounting
CAT	Catelam	1	Single Arm	MA	Mast Arm
		2	Double Arm	PEN	Pendant
		S	Side Mount Arm		