

Duo Bollard C Duo Family Wood and Metal LED Bollard

FIXTURE TYPE: _____

PROJECT NAME: _____



Wood body LED bollard with a cast aluminum spine.

FEATURES:

- High power, low wattage COB LED light source
- Solid glulam wood construction
- Concealed anchor bolt base and mounting hardware

SPECIFICATIONS:

HOUSING: Solid wood bollard is assembled through glulam construction and precision machined using CNC technology. Adhesive complies with ASTM D-2559 glulam construction specifications for extreme exposed weather conditions and is waterproof and rated for wet or dry use exposure. Wood housing is internally fastened to an aluminum 319 casted spine for extra strength.

Bollard is fastened to a concrete anchor bolt base with concealed hardware accessible from side bolts. Anchor bolt kit includes (4) hot dip galvanized anchor bolts and fasteners and a ridged concrete pour template.

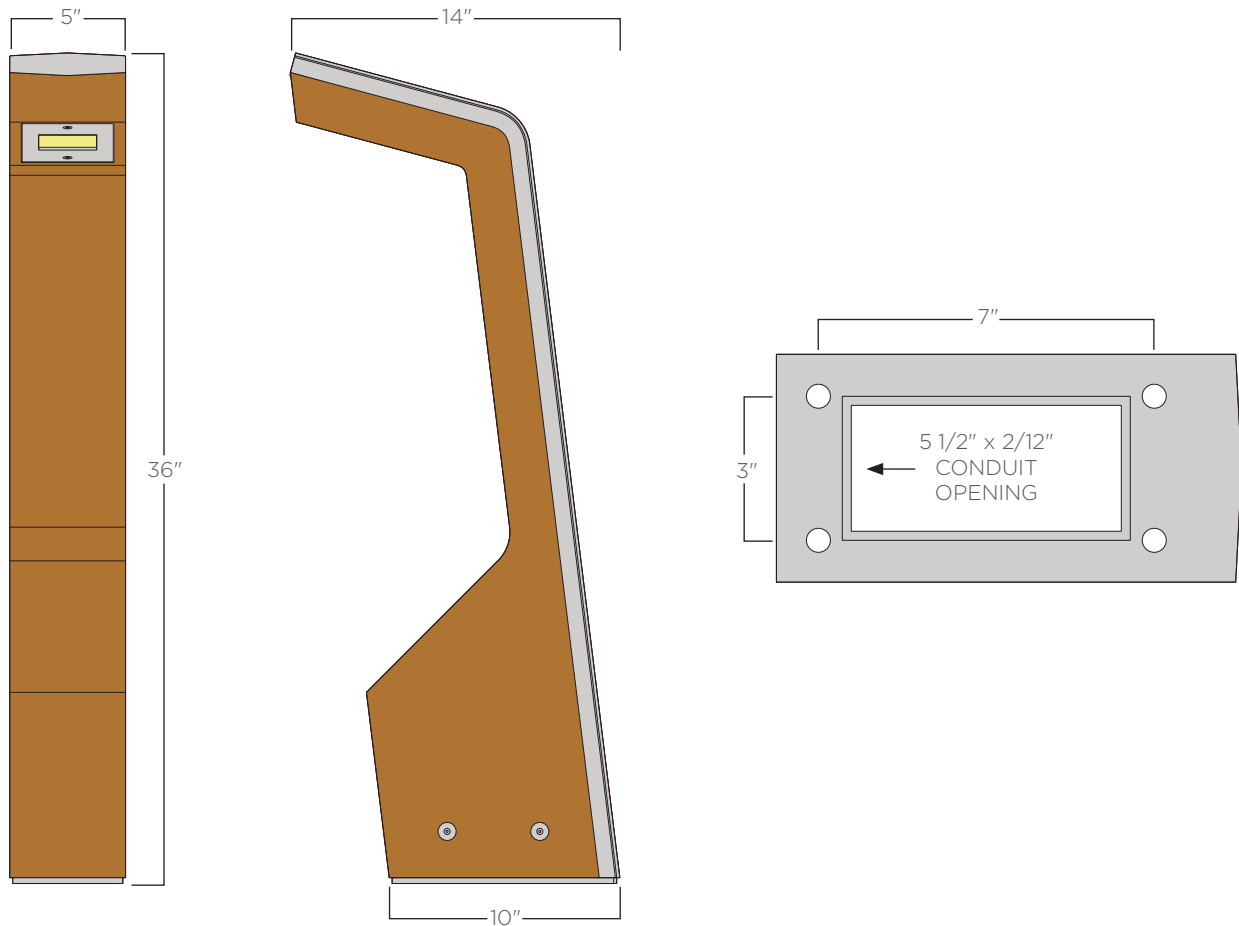
ELECTRICAL: Constant current electronic driver available in 120V or 277V input. Standard output is 12W. All drivers are Underwriters Laboratories recognized with 0-10V dimming standard. Fixture is internally prewired to the electrical splice box located in the fixture base.

OPTICAL SYSTEM: Chip on board LEDs have solderless connections for field upgradability. Available in 2700K, 3000K, 3500K and 4000K color temperatures. Consult factory for additional lumen options. Operating temperature of -40°C to 50°C.

FINISHES AND MATERIALS: Wood is finished with a low VOC waterborne matte exterior finish containing UV and mildew inhibitors. All aluminum parts are polyester powder coat painted.

HARDWARE: Fasteners are stainless steel. Anchor bolt kits are hot dip galvanized.





ORDERING GUIDE: EXAMPLE: DBC-36-L3550-4-S3-C2-UNV-STD



DBC			SO				UNV	
1	2	3	4	5	6	7	8	9

1	Series	4	Light Source⁽¹⁾	7	Metal Finish
DBC	Duo Bollard C	SO	Standard Output	C*	See color options on finishes technical sheet
2	Overall Height	5	Distribution	CSM	Custom Color
36	36"	3	Type III	8	Voltage
3	Color Temperature	4	Type IV	UNV	120-277V
L27	2700K LED	6	Wood Finish	9	Special
L30	3000K LED	S*	See color options on finishes technical sheet	STD	Standard
L35	3500K LED			MOD	Modified
L40	4000K LED				

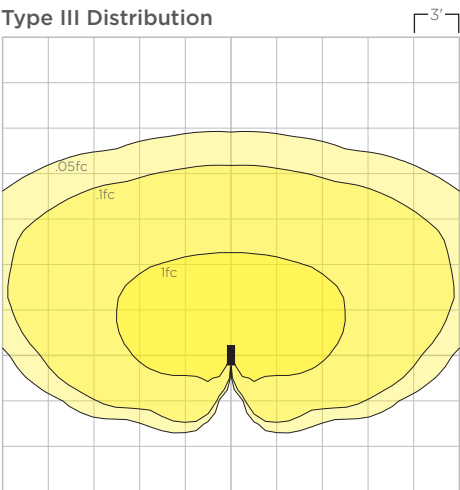
1. Consult factory for additional output options

Duo Bollard C

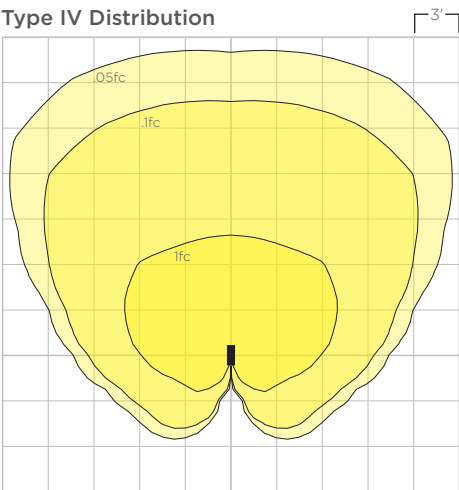
Duo Family Wood and Metal LED Bollard

FIXTURE TYPE: _____

PROJECT NAME: _____



DBC-36-L27SO-3-S(X)-C(X)-UNV-STD



DBC-36-L27SO-4-S(X)-C(X)-UNV-STD