

FIXTURE TYPE: _____

PROJECT NAME: _____



SPECIFICATIONS:

CONSTRUCTION: Housing comprised of machined custom 6005-T61 extrusion with machined 6061-T61 end caps.

ELECTRICAL: Powered by an integral Class P, 120-277VAC, 0-10V dimmable constant current driver with built in 6kV surge protection. Operating temperature of -40°F to 112°F for SO, MO, and HO installations and -40°C to 95°F for VHO installations.

OPTICAL SYSTEM: COB LED has solderless connections for field upgradability. Available in color temperature of 2700, 3000, 3500, and 4000K, >80 CRI. Optical reflectors available in 20°, 30°, 40°, and 60° spot distributions. Covered by UV- and scratch-resistant clear acrylic. Optional diffused acrylic tube. Consult factory for additional lumen outputs, color temperatures, or CRIs.

FINISHES: All exterior aluminum parts are polyester powder coat painted to meet AAMA-2604 standards. See Structura's finish options for available standard finishes. [Care and Maintenance](#)

LISTINGS & RATINGS: Luminaire CSA listed according to CSA C22.2 No. 250.0-18/UL Standard 1598. Suitable for wet locations. LM-80 test reported L70 > 49,500 hours and calculated L70 > 120,000 hours. IP65 rated when using exterior mounting options

WARRANTY: 5-year warranty on LED and drivers.

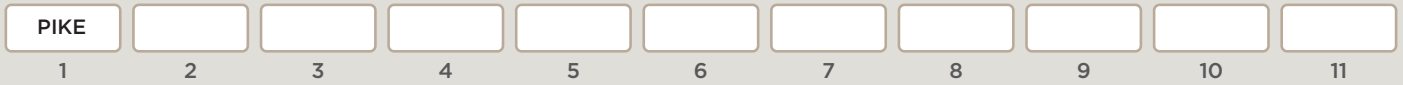


Shown with catenary daisy chain mounting and 12" acrylic option.



Output at 3000K, 80CRI			20°		30°		40°		60°	
Output	mA	Wattage	Lumen	Efficacy	Lumen	Efficacy	Lumen	Efficacy	Lumen	Efficacy
SO	225	8.5	1016	119.19	1031	121.04	995	116.81	971	114.00
MO	450	17.0	2031	110.19	2063	121.04	1991	116.81	1943	114.00
HO	600	24.1	2708	112.37	2750	114.11	2654	110.12	2590	107.47
VHO	750	30.0	3385	112.83	3438	114.58	3318	110.58	3238	107.92

ORDERING GUIDE: EXAMPLE: PIKE-L30MO-30-120-53-C5-CAT/S-C20-STD

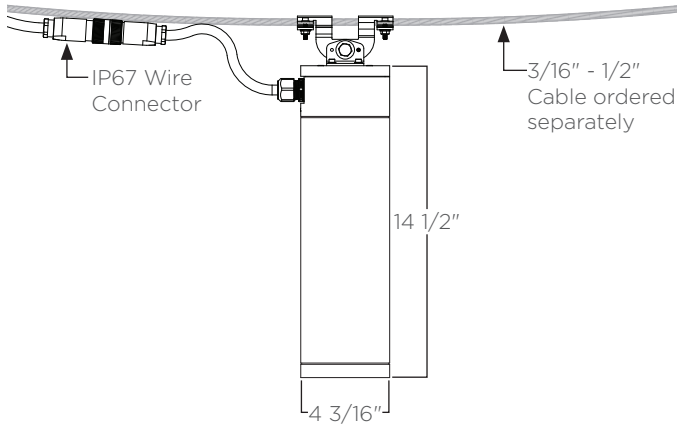


1	Series	5	Voltage	9	Mounting Length
PIKE	Pike	120 UNV	120V ⁽³⁾ 120-277V	Catenary C10 C40 C**	Catenary, 10' Catenary, 40' Catenary, Specify
2	Color Temperature⁽¹⁾	7	Metal Finish	Pendant P6 P12 P**	Pendant, 6" Pendant, 12" Pendant, Specify
L27 L30 L35 L40	2700K ⁽²⁾ 3000K ⁽²⁾ 3500K 4000K	C*	See color options on finishes technical sheet Custom Color	Stem S6 S12 S24 S36	Stem, 6" Stem, 12" Stem, 24" Stem, 36"
3	Output⁽¹⁾	8	Mounting	Surface	Leave Blank
SO MO HO VHO	Standard Output Medium Output High Output Very High Output ⁽³⁾	CAT/S CAT/D PEN/E PEN/I/* STEM/E STEM/I SURF	Catenary, Standalone Catenary, Daisy Chain ⁽⁴⁾ Pendant, Exterior Pendant, Interior, Wire Color ⁽⁶⁾ Stem, Exterior Stem, Interior Surface	10	Option
4	Distribution			90 ACY/6 ACY/12 ACY/24	>90 CRI ⁽⁷⁾ Acrylic, 6" ⁽⁸⁾ Acrylic, 12" ⁽⁸⁾ Acrylic, 24" ⁽⁸⁾
20 30 40 60	23° Beam 32° Beam 42° Beam 58° Beam			11	Special
				STD MOD	Standard Modified

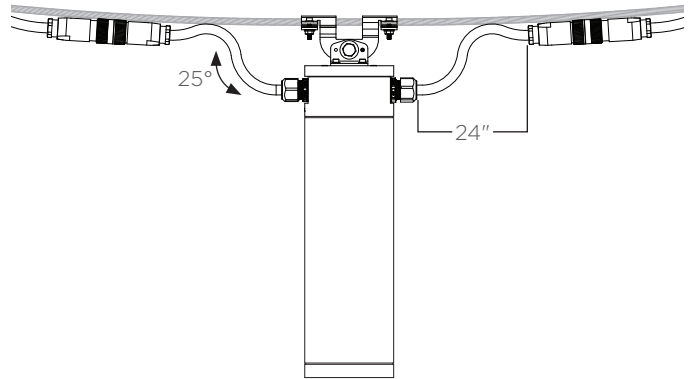
1. Contact factory for alternative color temperatures or output options.
 2. 2700K or 3000K color temperature required for DarkSky Approved.
 3. Very high output option is for interior applications only with PEN/I or STEM/I mounting.
 4. 120V is required for catenary installations
 5. Daisy chain application is master and satellite control.
 6. See page 172 for wire color options.
 7. Standard CRI is >80.
 8. Acrylic extension is not DarkSky Approved.

Catenary Mounting

Standalone (CAT/S)

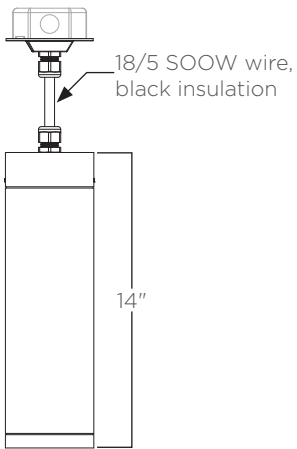


Daisy Chain (CAT/D)

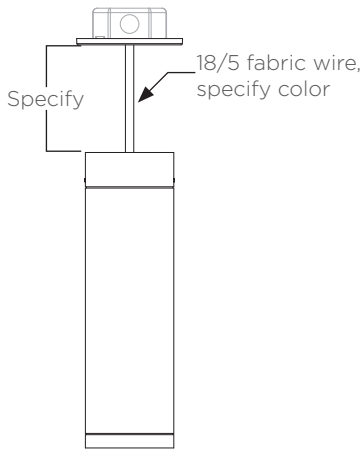


Pendant Mounting

Exterior (PEN/E)



Interior (PEN/I)

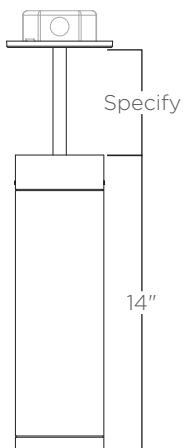


Fabric Wire Color Options (PEN/I)

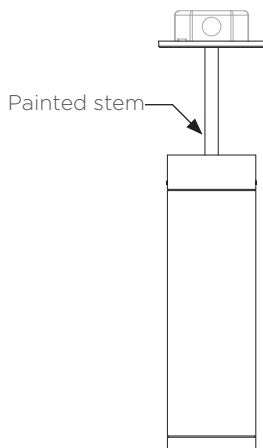


Stem Mounting

Exterior (STEM/E)

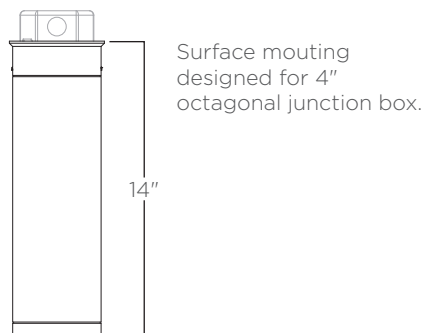


Interior (STEM/I)



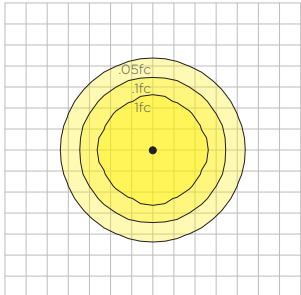
Surface Mounting

(SURF)

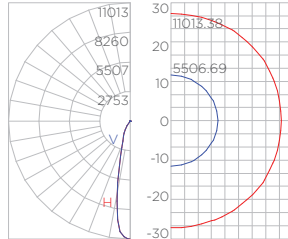


Weight: 8lbs
EPA: 0.34ft²

20° Spot Distribution



PIKE-L30HO-20 10' AFG
BUG Rating: B3-U0-G0

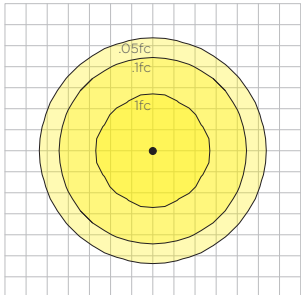


Maximum Candela = 11013.38
Located at horizontal angle = 0, vertical angle = 0
H = horizontal axial candela; V = vertical axial candela
50% maximum candela = 5506.69
10% maximum candela = 1101.338

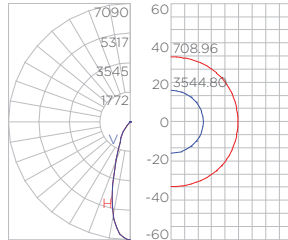
Intensity Distribution		
Height	Beam Diameter	Footcandles (FC)
8'	3.2'	172.1
12'	4.9'	76.5
16'	6.5'	43.0
20'	8.1'	27.5
24'	9.7'	19.1

Beam Distribution: 22.9°
Spacing Criterion: 0.40

30° Spot Distribution



PIKE-L30HO-30 10' AFG
BUG Rating: B3-U0-G0

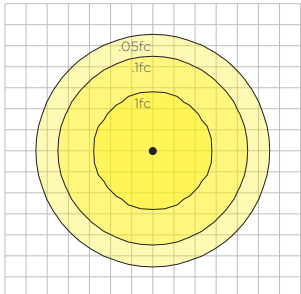


Maximum Candela = 7089.60
Located at horizontal angle = 0, vertical angle = 0
H = horizontal axial candela; V = vertical axial candela
50% maximum candela = 3544.80
10% maximum candela = 708.96

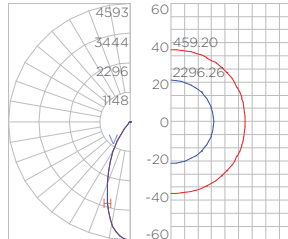
Intensity Distribution		
Height	Beam Diameter	Footcandles (FC)
8'	4.6'	110.8
12'	6.9'	49.2
16'	9.1'	27.7
20'	11.4'	17.7
24'	13.7'	12.3

Beam Distribution: 31.9°
Spacing Criterion: 0.54

40° Spot Distribution



PIKE-L30HO-40 10' AFG
BUG Rating: B3-U0-G0

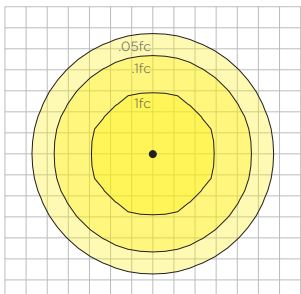


Maximum Candela = 4592.52
Located at horizontal angle = 0, vertical angle = 0
H = horizontal axial candela; V = vertical axial candela
50% maximum candela = 2296.26
10% maximum candela = 459.25

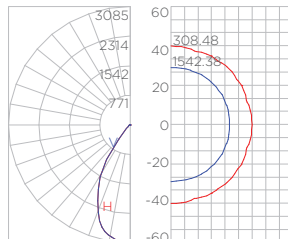
Intensity Distribution		
Height	Beam Diameter	Footcandles (FC)
8'	6.2'	71.8
12'	9.3'	31.9
16'	12.3'	17.9
20'	15.4'	11.5
24'	18.5'	8.0

Beam Distribution: 42.2°
Spacing Criterion: 0.68

60° Spot Distribution



PIKE-L30HO-60 10' AFG
BUG Rating: B3-U0-G0



Maximum Candela = 3084.76
Located at horizontal angle = 0, vertical angle = 0
H = horizontal axial candela; V = vertical axial candela
50% maximum candela = 1542.38
10% maximum candela = 308.48

Intensity Distribution		
Height	Beam Diameter	Footcandles (FC)
8'	8.9'	48.2
12'	13.4'	21.4
16'	17.8'	12.1
20'	22.3'	7.7
24'	26.8'	5.4

Beam Distribution: 58.3°
Spacing Criterion: 0.90

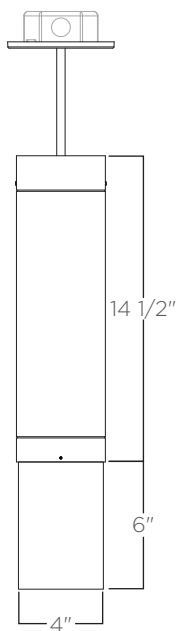
[IES file download](#)

Acrylic Option⁽¹⁾

6" Acrylic (ACY/6)

Weight: 8.4lbs


EPA: 0.49ft²



12" Acrylic (ACY/12)

Weight: 8.8lbs

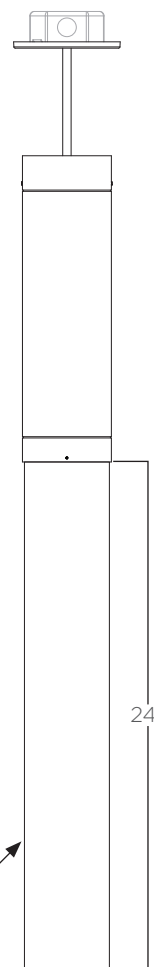
EPA: 0.63ft²



24" Acrylic (ACY/24)

Weight: 9.5lbs

EPA: 0.91ft²



ACRYLITE® Satinice
diffused acrylic tube⁽²⁾

1. Acrylic option shown with PEN/I mounting option. Suitable for all mounting types.
2. ACRYLITE® Satinice is rated for exterior use with a 30-year non-yellowing warranty.