

# Aura Illuminated Wooden Square and Rectangle Pendant

FIXTURE TYPE: \_\_\_\_\_

PROJECT NAME: \_\_\_\_\_



Solid wood exterior/interior LED rectangular pendant.

## FEATURES:

- Available in a wide variety of sizes
- Smooth, dot free illumination
- Dimmable IP65 power supply and IP67 luminaire
- Catenary cable and ceiling mounting options

## SPECIFICATIONS:

**HOUSING:** Solid Accoya wood linear assembled through glulam construction and precision machined using CNC technology. Adhesive complies with ASTM D-2559 glulam construction specifications for extreme exposed weather conditions, waterproof, and rated for wet or dry use exposure.

**ELECTRICAL:** Powered by a 100-305V primary/24V DC secondary remote dimmable power supply. Driver features built-in short circuit, over temperature, over voltage, and over current. System is 0-10V dimming down to 8%. Catenary mounted fixtures supplied with 1' infeed cable. A 40' leader cable supplied with infeed only fixtures. Ceiling canopy mounted fixtures supplied with 6' infeed cable. Constructed with a US and Canada UL listed luminaire.

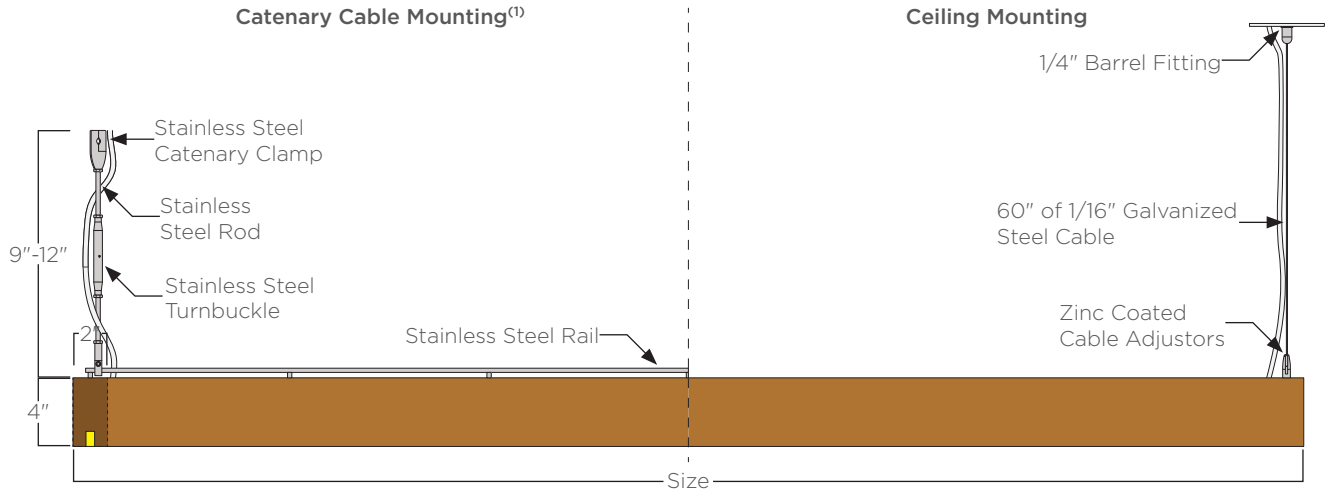
**OPTICAL SYSTEM:** Available in 2700K, 3000K, 3500K, 4000K color temperatures with smooth, dot free illumination. Consult factory for other lumen outputs. Operating temperature of -40°F to 131°F.

**FINISHES AND MATERIALS:** Wood is finished with a low VOC waterborne matte exterior finish containing UV and mildew inhibitors.

**HARDWARE:** All fasteners and non-wood components are stainless steel unless otherwise noted.

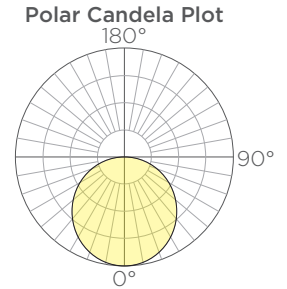
**WARRANTY:** 25-year wood warranty with a 5-year finish warranty. 3-year warranty on LED and driver.

# Aura Square and Rectangle - Direct Lighting



Square	Watts	Lumens	Weight <sup>(2)</sup>	EPA <sup>(2)</sup>
2'	26	1358	21lbs.	.93ft <sup>2</sup>
3'	40	2098	31lbs.	1.33ft <sup>2</sup>
4'	52	2715	40lbs.	1.73ft <sup>2</sup>
5'	66	3456	50lbs.	2.06ft <sup>2</sup>
6'	77	4073	59lbs.	2.53ft <sup>2</sup>

Rect.	Watts	Lumens	Weight <sup>(2)</sup>	EPA <sup>(2)</sup>
1' x 4'	33	1728	26lbs.	1.73ft <sup>2</sup>
1' x 6'	46	2407	35lbs.	2.53ft <sup>2</sup>
2' x 4'	39	2037	31lbs.	1.73ft <sup>2</sup>
2' x 6'	52	2715	40lbs.	2.53ft <sup>2</sup>
2' x 8'	64	3394	50lbs.	3.33ft <sup>2</sup>
3' x 6'	59	3086	45lbs.	2.53ft <sup>2</sup>
4' x 8'	77	4073	59lbs.	3.33ft <sup>2</sup>



## ORDERING GUIDE: EXAMPLE: AURA-RCT-D-2x8-L3050-S3-CA-STD



<b>AURA</b>		<b>D</b>						
1	2	3	4	5	6	7	8	9


<b>1</b>	<b>Series</b>	<b>4</b>	<b>Size</b>	<b>5</b>	<b>CCT</b>	<b>8</b>	<b>Mounting</b>
<b>AURA</b>	Aura	<b>1x4</b>	1' x 4'	<b>L27</b>	2700K	<b>CA</b>	Catenary Cable
		<b>1x6</b>	1' x 6'	<b>L30</b>	3000K	<b>CE</b>	Ceiling Canopy
<b>2</b>	<b>Series</b>	<b>2x2</b>	2' x 2'	<b>L35</b>	3500K		
<b>SQR</b>	Square	<b>2x4</b>	2' x 4'	<b>L40</b>	4000K	<b>9</b>	<b>Special</b>
<b>RCT</b>	Rectangle	<b>2x6</b>	2' x 6'			<b>STD</b>	Standard
<b>3</b>	<b>Lighting</b>	<b>2x8</b>	2' x 8'	<b>6</b>	<b>Output</b>	<b>MOD</b>	Modified
<b>D</b>	Direct	<b>3x3</b>	3' x 3'				
		<b>3x6</b>	3' x 6'	<b>7</b>	<b>Wood Finish</b>		
		<b>3x8</b>	3' x 8'	<b>SO</b>	Standard Output		
		<b>4x4</b>	4' x 4'				
		<b>4x6</b>	4' x 6'	<b>S*</b>	See color options on finishes technical sheet		
		<b>4x8</b>	4' x 8'				
		<b>5x5</b>	5' x 5'				
		<b>6x6</b>	6' x 6'				

1. Catenary cable designed and provided by others.  
2. Weight and EPA based off of catenary mounting option.

# Aura Square and Rectangle - Direct/Indirect Lighting

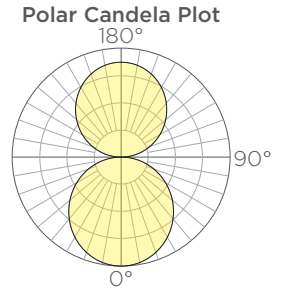


## Ceiling Mounting



Square	Watts	Lumens	Weight	EPA
2'	45	2345	19lbs.	.88ft <sup>2</sup>
3'	73	3826	29lbs.	1.28ft <sup>2</sup>
4'	96	5060	38lbs.	1.68ft <sup>2</sup>
5'	124	6542	48lbs.	2.01ft <sup>2</sup>
6'	147	7776	57lbs.	2.48ft <sup>2</sup>

Rect.	Watts	Lumens	Weight	EPA
1' x 4'	55	2900	24lbs.	1.68ft <sup>2</sup>
1' x 6'	81	4258	33lbs.	2.48ft <sup>2</sup>
2' x 4'	70	3703	29lbs.	1.68ft <sup>2</sup>
2' x 6'	97	5060	38lbs.	2.48ft <sup>2</sup>
2' x 8'	122	6418	48lbs.	3.28ft <sup>2</sup>
3' x 6'	110	5801	43lbs.	2.48ft <sup>2</sup>
4' x 8'	147	7776	57lbs.	3.28ft <sup>2</sup>



**ORDERING GUIDE:** EXAMPLE: AURA-SQR-D/I-2x2-L3550-56-CE-STD



<b>AURA</b>		<b>D/I</b>					<b>CE</b>	
1	2	3	4	5	6	7	8	9

<b>1</b>	<b>Series</b>
<b>AURA</b>	Aura
<b>2</b>	<b>Series</b>
<b>SQR</b>	Square
<b>RCT</b>	Rectangle
<b>3</b>	<b>Lighting</b>
<b>D/I</b>	Direct/ Indirect

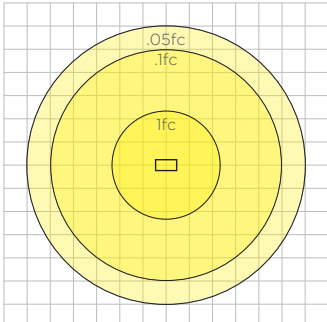
<b>4</b>	<b>Size</b>
<b>1x4</b>	1' x 4'
<b>1x6</b>	1' x 6'
<b>2x2</b>	2' x 2'
<b>2x4</b>	2' x 4'
<b>2x6</b>	2' x 6'
<b>2x8</b>	2' x 8'
<b>3x3</b>	3' x 3'
<b>3x6</b>	3' x 6'
<b>4x4</b>	4' x 4'
<b>4x8</b>	4' x 8'
<b>5x5</b>	5' x 5'
<b>6x6</b>	6' x 6'

<b>5</b>	<b>CCT</b>
<b>L27</b>	2700K
<b>L30</b>	3000K
<b>L35</b>	3500K
<b>L40</b>	4000K
<b>6</b>	<b>Output</b>
<b>SO</b>	Standard Output
<b>7</b>	<b>Wood Finish</b>
<b>S*</b>	See color options on finishes technical sheet

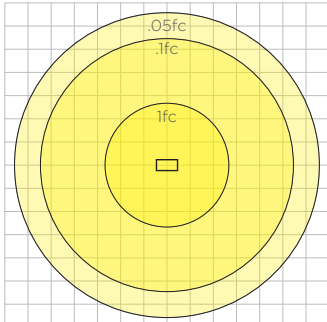
<b>8</b>	<b>Mounting</b>
<b>CE</b>	Ceiling Canopy
<b>9</b>	<b>Special</b>
<b>STD</b>	Standard
<b>MOD</b>	Modified

# Aura Square and Rectangle - Direct Lighting

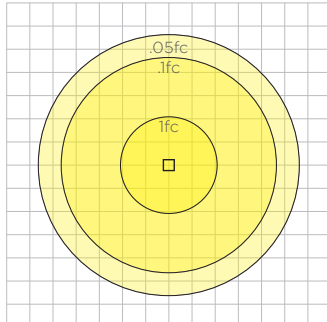
## Standard Output Isofootcandle Curve



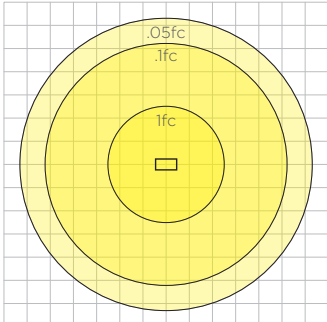
AURA-RCT-D-1x4-L35SO Mounted at 10'



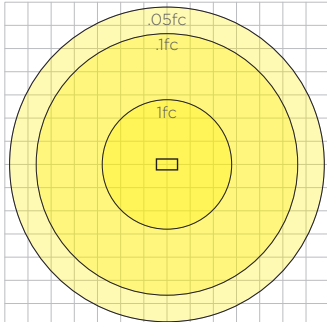
AURA-RCT-D-1x6-L35SO Mounted at 10'



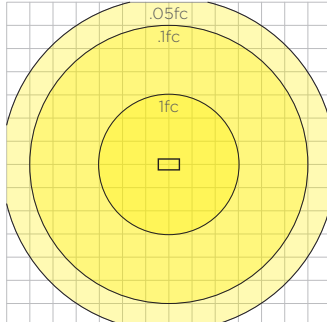
AURA-SQR-D-2x2-L35SO Mounted at 10'



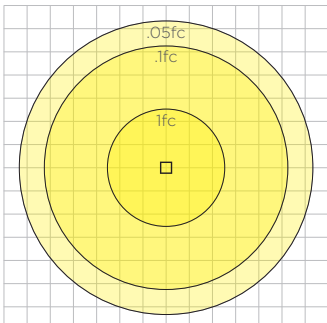
AURA-RCT-D-2x4-L35SO Mounted at 10'



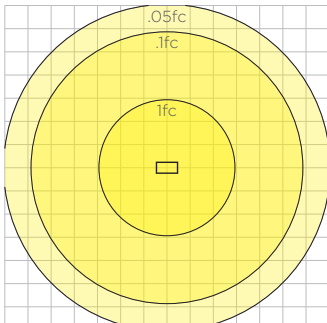
AURA-RCT-D-2x6-L35SO Mounted at 10'



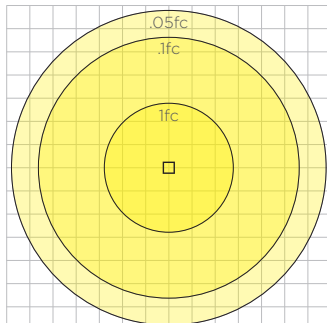
AURA-RCT-D-2x8-L35SO Mounted at 10'



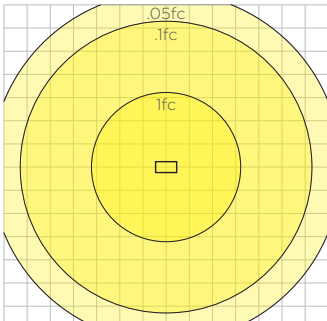
AURA-SQR-D-3x3-L35SO Mounted at 10'



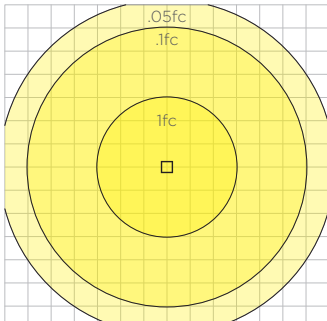
AURA-RCT-D-3x6-L35SO Mounted at 10'



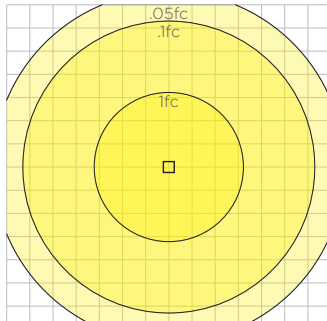
AURA-SQR-D-4x4-L35SO Mounted at 10'



AURA-RCT-D-4x8-L35SO Mounted at 10'



AURA-SQR-D-5x5-L35SO Mounted at 10'



AURA-SQR-D-6x6-L35SO Mounted at 10'